




**AUSTIN RANCH DISTRIBUTION CENTER**

CLICK PHOTO FOR MORE INFO	ADDRESS	TOTAL SF	OFFICE AREA	AVAIL-ABLE	DOCK DOORS	CLEAR HEIGHT	BUILDING DEPTH	BAY SIZE	RAIL SERVED	SPRINKLER	RENTAL RATES	COMMENTS	CONTACT
	1950 Parker Road  Carrollton 75010	308,378	26,553	Now	4	32'	400'	50' x 55'	NO	ESFR Sprinklered	Negotiable \$2.14 Exp	As-Is Condition Prof. Landscaped Easy Access to SH-121 & DN Tollway	George Billingsley 214.270.1001 office 214.695.9708 mobile gbillingsley@billingsleyco.com

**MERCER BUSINESS PARK DISTRIBUTION CENTER**

CLICK PHOTO FOR MORE INFO	ADDRESS	TOTAL SF	OFFICE AREA	AVAIL-ABLE	DOCK DOORS	CLEAR HEIGHT	BUILDING DEPTH	BAY SIZE	RAIL SERVED	SPRINKLER	RENTAL RATES	COMMENTS	CONTACT
	11925 N Stemmons Frwy Suite #150  Dallas 75247	30,492	1,445	11/1/24	4	32'	230'	50' x 56'	NO	ESFR Sprinklered	\$10.00 NNN	Ample Parking Prof. Landscaped Easy Access to I-35 & IH-635	George Billingsley 214.270.1001 office 214.695.9708 mobile gbillingsley@billingsleyco.com

**METROPOLITAN DISTRIBUTION CENTER**

CLICK PHOTO FOR MORE INFO	ADDRESS	TOTAL SF	OFFICE AREA	AVAIL-ABLE	DOCK DOORS	CLEAR HEIGHT	BUILDING DEPTH	BAY SIZE	RAIL SERVED	SPRINKLER	RENTAL RATES	COMMENTS	CONTACT
	4548 McEwen  Farmers Branch 75244	44,953	6,359	11/1/24	4 2 w/ramp	22'	234'	26' x 38'	NO	Fully Sprinklered	\$8.50 NNN \$1.94 Exp	As Is Condition Prof. Landscaped Easy Access to IH-635 & DN Tollway	George Billingsley 214.270.1001 office 214.695.9708 mobile gbillingsley@billingsleyco.com